

THERMA TRU®
DOORS



Classic Craft®

MANIFEST YOUR OUTER HOME



927



An unrivaled entry experience.

Transform the entry into a one-of-a-kind experience. One that blends artistry, craftsmanship and modern engineering. Captivate the senses with remarkably authentic wood grains, exquisite handcrafted glass and sumptuous design details found only in Classic Craft. Because homes with uncompromising style demand uncompromising entryways.

TABLE OF CONTENTS

| | |
|--------------|------------------------------|
| 4-5 | Assembled in America |
| 6-7 | Therma-Tru Thrive |
| 8-9 | Warranties and Engineering |
| 10-11 | Premium Construction |
| 12-13 | AccuGrain Technology |
| 14-15 | Classic Craft Styles |
| 16-17 | Modern Styles |
| 18-19 | Casual Styles |
| 20-21 | Traditional Styles |
| 22-23 | Configurations |
| 24-25 | PrismaGuard Premium Finishes |
| 26-27 | Handleset Options |

America's #1 fiberglass entry door.¹

PROUDLY ASSEMBLED IN AMERICA

Therma-Tru offers the #1 fiberglass entry door¹ on the market, assembled right here in America. As your trusted domestic partner, we're committed to providing the right door for every project, supported by best-in-class lead times.



PROUDLY LOCAL

A DOMESTIC PARTNER YOU CAN COUNT ON

Our domestic supply chain allows us to deliver consistent products and offer best-in-class lead times. When combined with our nationwide network of fabricators, distributors and local support specialists, Therma-Tru helps keep your projects on track.

COMPLETE SOLUTIONS

THE RIGHT DOOR FOR ANY PROJECT, BACKED BY DECADES OF EXPERTISE

We have the doors your customers want — versatile, on-trend styles rooted in American craftsmanship — and the tools you need to find the perfect fit for your project.

PROVEN PERFORMANCE

CONFIDENCE IN EVERY DOOR, IN EVERY REGION

Built on reliability and backed by comprehensive warranties, our product portfolio is tested beyond the strictest national standards for total compliance.

¹Based on 2024 market data.

Note: See your Therma-Tru seller or visit thermatru.com for details on limited warranties and exclusions.





GREEN BUILDER
SUSTAINABLE
BRAND LEADER **2025**

¹Comparison of fiberglass to wood doors (both without glass).
²Brand Index, 2025 *Green Builder* magazine.

Together, let's make a world of difference.

We're doing our part to build a better world, every chance we get. Therma-Tru® Thrive is our commitment to make safe and sustainable products, support the communities where we live and work, and leave a positive, lasting impact on the environment.

HELPING TAKE CARE OF OUR PLANET

Across all our facilities, we're finding innovative ways to reuse waste materials and expand our recycling efforts.

5+ years on the leading edge of the industry, **reducing harmful chemicals** from our PrismaGuard® paints and stains.

Therma-Tru is proud to be **recognized as the 2025 Brand Leader²** by *Green Builder* magazine for offering durable, well-insulated products.

Therma-Tru is proud to partner with Yellowstone Forever, the official nonprofit partner of **Yellowstone National Park**.

BEING A GOOD NEIGHBOR

For over 40 years, we've been proud to partner with 100+ local and national organizations to make a positive impact on the places we all call home.

Building homes for those in need with Habitat for Humanity.

Providing entryways for our nation's wounded vets with Jared Allen's Homes for Wounded Warriors.

Hosting blood and donation drives to support the American Red Cross.

Awards

Veris entryway systems have been recognized by *Green Builder* as a cutting-edge solution that enhances energy efficiency, resilience and sustainability in homes; and by *Architizer* for quality, performance and design impact.

Veris Modern Grain entryway systems received recognition as a winner of the 2025 Product Innovation Awards, published by *Architectural Products*, for outstanding innovation.



We are proud to be an official corporate partner of Yellowstone Forever's sustainability initiative to help ensure that Yellowstone National Park remains for generations. We're proud to provide fiberglass entryways for Yellowstone Park employee housing.





Comprehensive warranties for peace of mind.

LIFETIME
LIMITED WARRANTY

Uniquely designed by Therma-Tru, Classic Craft® complete entryway systems are backed by an industry-leading lifetime limited warranty that can be transferred one time to a new owner, should you ever sell your home.

10 YEAR
LIMITED WARRANTY

In addition, Classic Craft entryways with our handcrafted and professionally applied PrismaGuard® premium stain or paint are backed by a transferable 10-year limited finish warranty — Therma-Tru's best. The balance of this finish warranty can transfer to a second owner.



Next-level engineering.

Classic Craft complete entryway systems are designed with a full suite of premium-grade components, including ball-bearing hinges, medium-reach weatherstrip, 7-shape corner seal pads and more. Each piece is engineered with craftsman precision to create an unrivaled entry experience built to perform for a lifetime.

Premium construction, inside and out.



Highlighting the best of craftsmanship and innovation, Classic Craft® premium entryways boast impressive, well-designed features and remarkable construction. The inner workings of each Classic Craft door lay the foundation for exceptional strength, security, energy efficiency and long-term performance you can depend on for years to come.



ENGINEERED FOR MOISTURE PROTECTION

Features composite top and bottom rails and solid hardwood edges for increased moisture and rot protection all the way around the door.



DESIGNED WITH AUTHENTICITY

Features construction identical to wood doors with narrow stiles and rails, and flush-glazed glass options that are more than 10% wider¹ to welcome more natural light into the home.



TESTED TO WITHSTAND MOTHER NATURE

Designed and rigorously tested to withstand and protect from the damaging effects of harsh weather conditions.



THERMA-TRU® DOOR FRAME

Created specifically for Thermo-Tru doors to deliver an entire entry system designed and engineered to work together to resist leaks and drafts, and help maintain energy efficiency and weather resistance.

¹Comparison of Classic Craft to other standard fiberglass doors with similar styles. Visit thermatru.com for details.

²Comparison of R-Values of fiberglass to wood doors (both without glass).



DESIGNED FOR LONG-TERM PERFORMANCE

Features fiberglass skins that are 46% thicker¹ for added durability and better long-term performance.



TRIPLE-PANE CONSTRUCTION

Most decorative, privacy and textured glass panels are enclosed between tempered glass, offering superior quality and thermal performance.



CRAFTED FOR A TRUE-TO-WOOD APPEARANCE

Revolutionary AccuGrain[®] technology replicates authentic natural wood textures for a look and feel that is virtually indistinguishable from real wood.



BUILT FOR STRENGTH AND SECURITY

Constructed with a 4" wide board of engineered lumber that runs the full length of the locking side of the door for a solid natural wood feel that makes Classic Craft doors 50% stronger and 30% heavier.¹



CONSTRUCTED FOR ENERGY EFFICIENCY

Built with a high-performance polyurethane foam core that is four times more energy efficient than wood.²

True-to-Wood Origins

Revel in the handcrafted look and feel of a premium fiberglass entryway with true-to-wood origins. Discover exquisite textures with grains hand-selected from the finest natural wood species and meticulously recreated with our revolutionary AccuGrain® technology.



FIR GRAIN

Designed to echo the grain of the largest species of American Hemlocks — the Western Hemlock tree — found in lush coastal rainforests of the Pacific Northwest.



WALNUT GRAIN

Crafted to reflect the prized hardwood of the mighty Black Walnut trees, these doors feature a horizontal grain with natural movement accented by delicate arches and cathedrals.



MAHOGANY GRAIN

Derived from the finest African and Honduran Mahogany, blending rustic influences with exotic roots to build upon the rich history of one of the most renowned woods in the world.



CANVAS

Inspired by the world's most exquisite masterpieces and designed with the architectural character of finely sanded wood.





MODERN · CASUAL · TRADITIONAL



A one-of-a-kind experience.

Captivate the senses with remarkably authentic wood grains, exquisite handcrafted glass and sumptuous design details found only in Classic Craft.

MODERN STYLES

Retro | Confident | Minimal


CASUAL STYLES

Balanced | Relaxed | Simple

TRADITIONAL STYLES

Tailored | Time-Honored | Decorative

Classic Craft® Modern Styles



RETRO | CONFIDENT | MINIMAL


Focusing on a streamlined aesthetic with a modern flair, this collection of premium Classic Craft doors reimagines the entry with sleek lines, forward-thinking designs and minimalist details for an entrance that exudes confidence with bold appeal.

Glass Options

ALSO AVAILABLE: LOW-E GLASS



ZAHA®
◆ | ■



REEDED



SATIN ETCH



CHORD



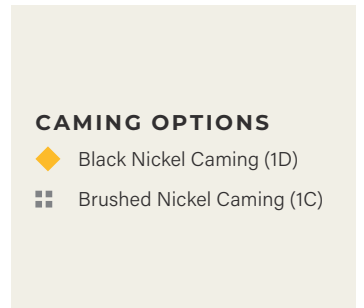
CHINCHILLA




RAINGLASS




GRANITE



Grain and Texture Options



FIR GRAIN



WALNUT GRAIN



MAHOGANY GRAIN



CANVAS


Curated Styles



Canvas with Zaha Glass
Finished in Canyon
CCV1851




Fir Grain with Reeded
Glass Finished in Raven
CCA2400XK



Fir Grain with Satin
Etch Glass and SDLs
Finished in Barley
CCA2310XE



Fir Grain with Reeded
Glass and SDLs Finished
in Rustic Clay
CCA2330XK



Fir Grain with Satin
Etch Glass and SDLs
Finished in Shale
CCA2380XE



Mahogany Grain with Zaha
Glass Finished in Lynx
CCM2803




Fir Grain Finished
in Driftwood
CCA1100



Fir Grain with DDBs
Finished in Shale
CCA1133




Fir Grain with DDBs
Finished in
Golden Wheat
CCA1145



Fir Grain with DDBs
Finished in Rustic Clay
CCA1150



Walnut Grain Finished
in Autumn Harvest
CCW903



Walnut Grain Finished
in New Earth
CCW905



Walnut Grain Finished
in Acorn
CCW906R




Walnut Grain Finished
in Barley
CCW907R



Walnut Grain Finished
in Driftwood
CCW1000

Classic Craft® Casual Styles



BALANCED | RELAXED | SIMPLE

Highlighting the beauty of straight-forward design, this selection of premium Classic Craft doors features clean lines, Shaker styling and Craftsman-inspired glass for a casual and welcoming approach to the entryway.

Glass Options

ALSO AVAILABLE: LOW-E GLASS



HOMeward™
◆ | ■■



ARBORWATCH®
◆ | ■■



SATIN ETCH



CHORD



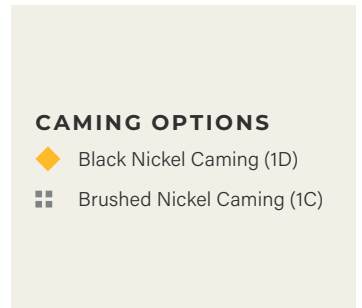
CHINCHILLA




RAINGLASS



GRANITE



Grain and Texture Options



FIR GRAIN



MAHOGANY GRAIN



CANVAS

Curated Styles



Mahogany Grain with Homeward Glass Finished in Autumn Harvest
CCR9925



Fir Grain with Satin Etch Glass and SDLs Finished in Rustic Clay
CCA2350XE



Fir Grain with Low-E Glass and SDLs Finished in Driftwood
CCA4920L



Fir Grain with Low-E Glass and SDLs Finished in Driftwood
CCA4920R



Fir Grain with Chinchilla Glass and SDLs Finished in Estuary
CCA4940XJ



Mahogany Grain with Low-E Glass Finished in Driftwood
CCR20520



Mahogany Grain with Low-E Glass and SDLs Finished in Tumbleweed
CCM2806



Fir Grain with Arborwatch Glass Finished in Autumn Harvest
CCA9100



Fir Grain with Rainglass and SDLs Finished in Rustic Clay
CCA260XR



Canvas with Low-E Glass and SDLs Finished in Granite
CCV930



Fir Grain with DDBs Finished in Acorn
CCA1125



Fir Grain with DDBs Finished in Timber
CCA4935



Fir Grain with DDBs Finished in Shale
CCA1149



Canvas Finished in Canyon
CCV050



Fir Grain with DDBs Finished in Rustic Clay
CCA1166

Classic Craft® Traditional Styles



EXPLORE MORE
CLASSIC CRAFT
OPTIONS

TAILORED | TIME-HONORED | DECORATIVE

Taking a more decorative approach to the entryway, this selection of premium Classic Craft doors includes curved and arched details, embellished panel embossments and intricate glass designs for a noteworthy entrance with enduring style.

Glass Options

ALSO AVAILABLE: LOW-E GLASS



AUGUSTINE®
✗



BORRASSA®
✗



PROVINCIAL™
◆ | ■■



LONGFORD™
◆ | ■■



LUCERNA®
◆ | ■■



SATIN ETCH



CHORD



RAINGLASS



GRANITE

CAMING OPTIONS

- ◆ Black Nickel Caming (1D)
- Brushed Nickel Caming (1C)
- ✗ Wrought Iron (1W)

Grain and Texture Options



MAHOGANY GRAIN



CANVAS

Curated Styles



Canvas with Borrassa
Glass Finished in Peregrine
CCV1528




Mahogany Grain with
Provincial Glass Finished
in Quarry Ridge
CCR30028



Mahogany Grain with
Low-E Glass Finished
in Raven
CCR30020



Canvas with Augustine
Glass Finished in Onyx
CCV05027



Mahogany Grain with
Lucerna Glass Finished
in Driftwood
CCM2802



Mahogany Grain with
Low-E Glass and SDLs
Finished in Mulberry
CCM306CAL



Mahogany Grain with
Low-E Glass and SDLs
Finished in Mulberry
CCM306CAR



Mahogany Grain with
Chord Glass Finished
in Sandalwood
CCM302LXC



Mahogany Grain with
Chord Glass Finished
in Sandalwood
CCM302RXC



Mahogany Grain with
Longford Glass Finished
in New Earth
CCR20023



Mahogany Grain with
Lucerna Glass Finished
in Autumn Harvest
CCM302



Canvas with Provincial
Glass Finished in Elk
CCV06028



Mahogany Grain
Finished in Barley with
Clavos and Strap Hinges
CCR205



Canvas Finished
in Cabernet
CCV220



Mahogany Grain
Finished in Rustic Clay
CCM60

Configurations

Classic Craft® premium entryways are available in a variety of configurations to fit your home.



SINGLE DOOR

Optional Door
Only Transom



**SINGLE DOOR /
ONE SIDELITE**

Optional Door Only /
Sidelite Only Transoms



**SINGLE DOOR /
TWO SIDELITES**

Optional Elliptical
Transom



**SINGLE DOOR /
TWO SIDELITES**

Optional Rectangular
Transom



DOUBLE DOOR

Sidelites



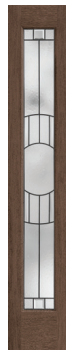
Direct Set Sidelite
with Low-E Glass
DRS2131SL



Fir Grain with
Homeward Glass
Finished in Rustic
Clay
CCA3401SL



Fir Grain with
Arborwatch Glass
Finished in Rustic
Clay
CCA1423SL



Mahogany Grain
with Zaha Glass
Finished in
Driftwood
CCR1851SL



Mahogany Grain
with Lucerna
Glass Finished in
Driftwood
CCR3412SL



Fir Grain with
Privacy Glass
Finished in Rustic
Clay
CCA2400SL



Mahogany Grain
with Provincial
Glass Finished in
Driftwood
CCR3408SL



Canvas with
Low-E Glass
Finished in Onyx
CCV100SL



Mahogany Grain
with Hammered
Glass Finished in
Driftwood
CCR3400XHSL



Mahogany Grain
with Reeded
Glass and SDLs
Finished in
Driftwood
CCR2025XKSL



Fir Grain with
Low-E Glass and
SDLs Finished in
Rustic Clay
CCA2300SL



Fir Grain with
Privacy Glass and
SDLs Finished in
Rustic Clay
CCA2310_SL



Fir Grain with
Low-E Glass and
SDLs Finished in
Rustic Clay
CCA2320SL



Fir Grain with
Homeward Glass
Finished in Rustic
Clay
CCA211SL




Canvas with
Low-E Glass and
SDLs Finished in
Granite
CCV9020SL



Transoms



Longford Glass
LFET



Provincial Glass
CC040T



Lucerna Glass
LCET



Low-E Glass
19020T



Homeward Glass
HWRT



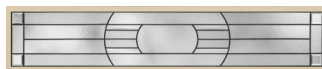
Arborwatch Glass
ABRT



Lucerna Glass
LCRT



Provincial Glass
CC420T




Zaha Glass
ZHRT



Low-E Glass
19220T



Arborwatch Glass
AB30T



Lucerna Glass
LC30T



Low-E Glass with Grilles
19200T




Low-E Glass
19200T

Premium Finishes

Explore a nature-inspired color palette of premium stains and paints designed to enhance the overall beauty of the entry.

PRISMA GUARD® STAIN


Brings the authentic look of wood to life with rich tones that add dimension to enhance wood-grained doors.



TUMBLEWEED



ACORN



WILDFLOWER HONEY



RUSTIC CLAY




BARLEY



MULBERRY



AUTUMN HARVEST



NEW EARTH




DRIFTWOOD




RAVEN

COLOR MATCHES AVAILABLE.

Explore other products from Fortune Brands Outdoors designed to match select colors shown here. Look for the () symbol. See your Therma-Tru seller for details.



Select colors in our PrismaGuard portfolio are inspired by the beauty found in Yellowstone National Park. Look for the () symbol.

10 YEAR
LIMITED WARRANTY

Transferable




Durable
Topcoat




Professional
Application

PRISMAGUARD® PAINT

Delivers a pop of color, allowing you to tailor the look to make a beautiful lasting impression.



ALPINE




GRANITE



PEREGRINE



ONYX




OBSIDIAN



INDIGO



ESTUARY




ARCTIC ICE



CYPRESS



GOLDEN WHEAT




CANYON




RUBY RED



CABERNET



CHESTNUT



ELK



Multi-Point Locking System Handleset Options



Bring form and function together. Multi-point locking systems engage the door and frame at three points with handleset options to complement styles from traditional to contemporary.



FINISH OPTIONS



Brushed Nickel



Black Nickel



Oil-Rubbed Bronze



Interior

FORTE



Interior

PROSPECT



FINISH OPTIONS



Bright Brass



Brushed Nickel



Black Nickel



Polished Chrome



Oil-Rubbed Bronze



HEIRLOOM



VENTURE



MILLENNIUM



BACKPLATES:
Wide (Top Row) | Narrow (Bottom Row)

LOCKING:
Active (Top Row) | Inactive (Bottom Row)

Note: Finish colors may vary from an actual application due to fluctuations in finishing or printing. See your Therma-Tru seller for details on the PrismaGuard warranty and exclusions.



THERMA-TRU
DOORS | Veris™

Veris embodies a reconnection between home and outdoors. Sleek, minimalist designs perfectly frame the view. Expansive glass welcomes an abundance of natural light.



VISIT [VERISCOLLECTION.COM](https://www.veriscollection.com)
FOR DETAILS



DOORS • DECORATIVE & SPECIALTY GLASS • FINISHING • SYSTEM COMPONENTS

THERMA-TRU
DOORS

thermatru.com

1-800-THERMA-TRU (843-7628)

1 Horizon Way
Deerfield, IL 60015



#thermatru

©2026 THERMA-TRU and the Therma-Tru Logo are trademarks of Therma-Tru Corp. Registered trademarks are registered in the U.S. and may be registered internationally. Therma-Tru Corp. is an operating company of Fortune Brands Innovations, Inc. ENERGY STAR is a government program that helps consumers protect the environment through superior energy efficiency and is a registered trademark of the U.S. Department of Energy and the U.S. Environmental Protection Agency.